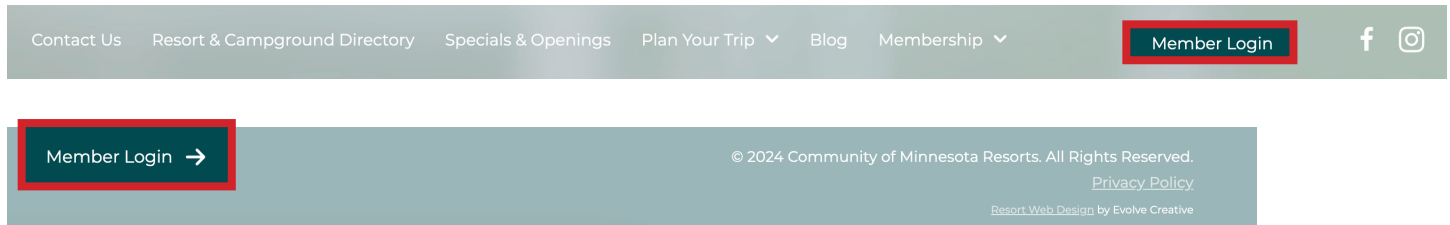


# HOW TO UPDATE RESORT INFORMATION



## LOGIN

1. Go to the CMR website: [www.minnesota-resorts.com](http://www.minnesota-resorts.com)
2. On the top or bottom of any page, **click the Member Login**



3. Enter your **Username (email address) and password**, then press LOGIN.  
If you don't know which email that is used, contact the CMR Office Manager.

### LOGIN

Username or Email \*

Password \*

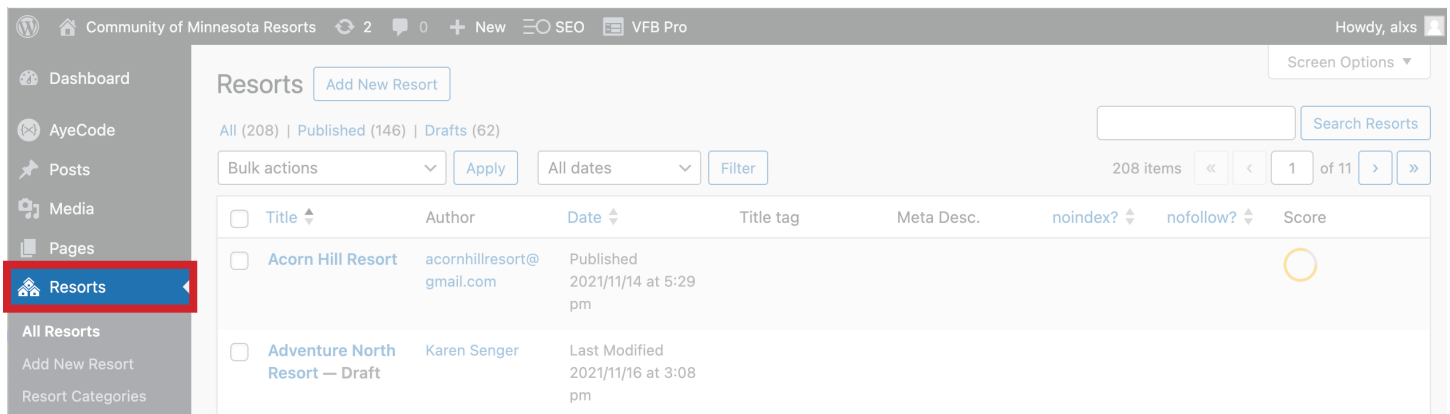
Remember Me

LOGIN

[Create account](#) [Forgot password?](#)

## FIND YOUR RESORT

4. Once you're logged in, you will see the backend of the website.  
In the left sidebar menu, **click on Resorts** to find your resort.



**Tip:** You can click on Title and it will sort alphabetically.

5. Click on your **Resort Name** to edit information. This is done on the backend of the website.

Dashboard | AyeCode | Posts | Media | Pages | **Resorts** | All Resorts | Add New Resort | Resort Categories | Comments

## Resorts

[Add New Resort](#)

All (208) | Published (146) | Drafts (62)

Bulk actions  All dates

<input type="checkbox"/>	Title	Author	Date
<input type="checkbox"/>	<b>Acorn Hill Resort</b> <a href="#">Edit</a>   <a href="#">Quick Edit</a>   <a href="#">Trash</a>   <a href="#">View</a>	acornhillresort@gmail.com	Published 2021/11/14 at 5:29 pm
<input type="checkbox"/>	<b>Adventure North Resort — Draft</b>	Karen Senger	Last Modified 2021/11/16 at 3:08 pm
<input type="checkbox"/>	<b>Agate Lake Resort</b>	info@agatelakeresort.com	Published 2021/11/12 at 3:17 pm

**Tip:** Click on “View” to see what your current information looks like on the website frontend.

If you right-click on “View” you can select “Open Link in New Tab” (or window) to open it in a new tab or window.

MINNESOTA CAMPGROUND RESORTS | Contact Us | Resort & Campground Directory | Specials & Openings | Plan Your Trip | Blog | Membership | Member Login

← Return To Directory

## ACORN HILL RESORT

**RESORT DETAILS**

- 218-547-1015
- acornhillresort@gmail.com
- [Visit Website](#)
- [Facebook](#)
- [Instagram](#)
- [Twitter](#)

**RESORT LOCATION**

4691 Acorn Hill Lane NW  
Walker, MN, Leech Lake  
**By Lake:** Leech Lake

**ABOUT ACORN HILL RESORT**

Acorn Hill offers 1-, 2-, and 3-bedroom cabins with knotty pine interiors, carpeting, and hardwood floors. Our 1-bedroom and 3-bedroom cabins also include a shower and bathtub. Our two-bedroom cabins have a shower only.

Our cabins include complete kitchens with A/C, heat, microwaves, coffee makers, satellite TV, DVD players, Wireless Internet, a picnic table, fire pits, and an outdoor grill. Many of our modern cabins are lake-front and overlook Trader's Bay.

We offer laundry facilities, dock service, gas, bait, and fish cleaning facilities, and our 24 X 40 pavilion is an excellent place for family reunions, fishing parties, or cookouts. Relax on our tranquil sandy beach or join the fun on the water slide, water trampoline, and indoor swimming pool. For additional amenities, recreation, and fishing conveniences, check out acornhill.com

Acorn Hill offers you 43 seasonal and four rentable wooded RV sites and a variety of tent sites. Our new 24 X 40 pavilion is great for family reunions or fishing retreat cookouts. We have even added a private shower and laundry facility for RV patrons.

Spring: Watch the North come alive! Enjoy the spring air, and plan your family reunion at Acorn Hill Resort.

Summer: Full-Service Family Resort is ideal for reunions, vacations, and fishing parties. Gather up your friends and family, we will see you north!

Fall: See the fall colors and enjoy the serenity of fall up north. Fishing and hunting parties are always welcome.

Winter: Join us for a northern winter wonderland. We offer twelve 4-person ice sleepers and five cabins this time of year.

Check-in time is 3:00 pm; check-out time is 10:00 am. Housekeeping and linens are provided (excluding towels).

**RESORT AMENITIES**

- Air Conditioning
- Beach
- Boat-Motor Rentals
- Game Room
- Laundry
- Pet Friendly
- Wi-Fi Access

Acorn Hill Resort  
4691 Acorn Hill Ln NW, Walker, MN 56484  
4.6 ★★★★★ 114 reviews  
[View larger map](#)

# ADD/EDIT RESORT DETAILS

6. After clicking on your resort name, you'll be able to see **all of the details associated with your resort.**

- 1 Resort Name** – no reason to change this unless your resort name has changed
- 2 Description** – this is the paragraph text that appears under that “About” section
- 3 Checkboxes** for Campground and/or Resort – this is connected to the search filtering for users
- 4 Featured image** – this is the image that appears in the Resort Directory
- 5 Basic Details** are all of the amenities your resort offers **Note:** *If you need something added to the checklist, please contact Evolve Creative*
- 6** Option to display **resort specials\***
- 7 Resort Details** – contact information

The screenshot shows the 'Edit Resort' interface for 'Acorn Hill Resort'. The page is divided into several sections:

- 1** **Resort Name:** 'Acorn Hill Resort' is displayed in a text field at the top.
- 2** **Description:** The main content area contains several paragraphs of text describing the resort's amenities, including cabins, kitchens, laundry facilities, and seasonal activities.
- 3** **Resort Categories:** A section on the right with checkboxes for 'Campground' and 'Resort', both of which are checked.
- 4** **Featured image:** A circular image of the Acorn Hill Resort logo is shown in a field on the right.
- 5** **Basic Details:** A section on the left with a list of amenities, each with a checkbox. Checked items include Air Conditioning, Beach, Boat-Motor Rentals, Game Room, Laundry, Pet Friendly, and Wi-Fi Access.
- 6** **Resort Has Specials?:** A dropdown menu currently set to 'No'.
- 7** **Resort Details:** A section at the bottom with input fields for Phone Number (218-547-1015), Email (acornhillresort@gmail.com), Website (http://acornhill.com/), Facebook, Instagram, and Twitter.

**\*Note:** *If you select “Yes” in this drop-down, a new tab will appear that says “Specials/Last Minute Deals” for you to add in all of the details*

7. If you click on the **Location Details tab**, you can **edit/add your address and Lake Name**.

Resort/Campground Details

Basic Details **Location Details** Media

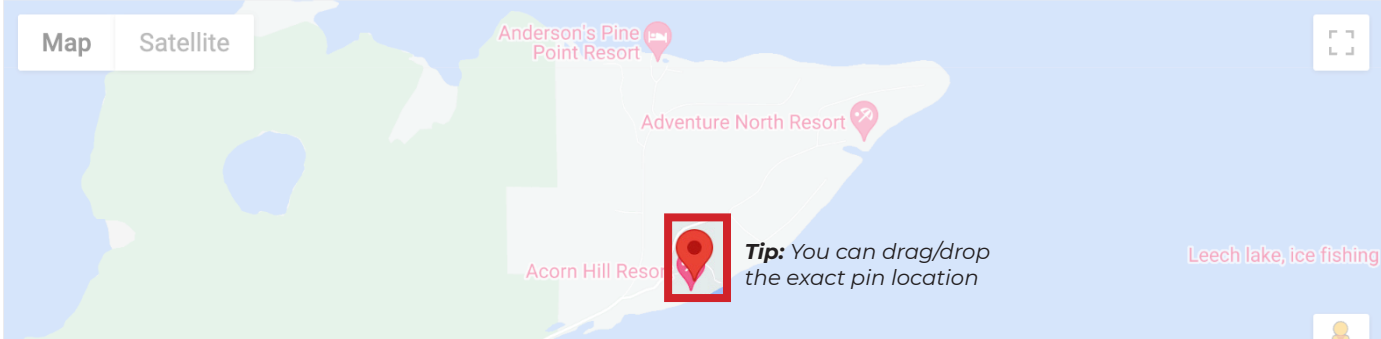
Street Address Line 1  
4691 Acorn Hill Lane NW

Street Address Line 2

City Walker Zipcode 56484 Lake Name Leech Lake

Map Location  
Acorn Hill Resort, 4691 Acorn Hill Lane NW, Walker, MN, USA

Map Satellite



**Tip:** You can drag/drop the exact pin location

Leech lake, ice fishing

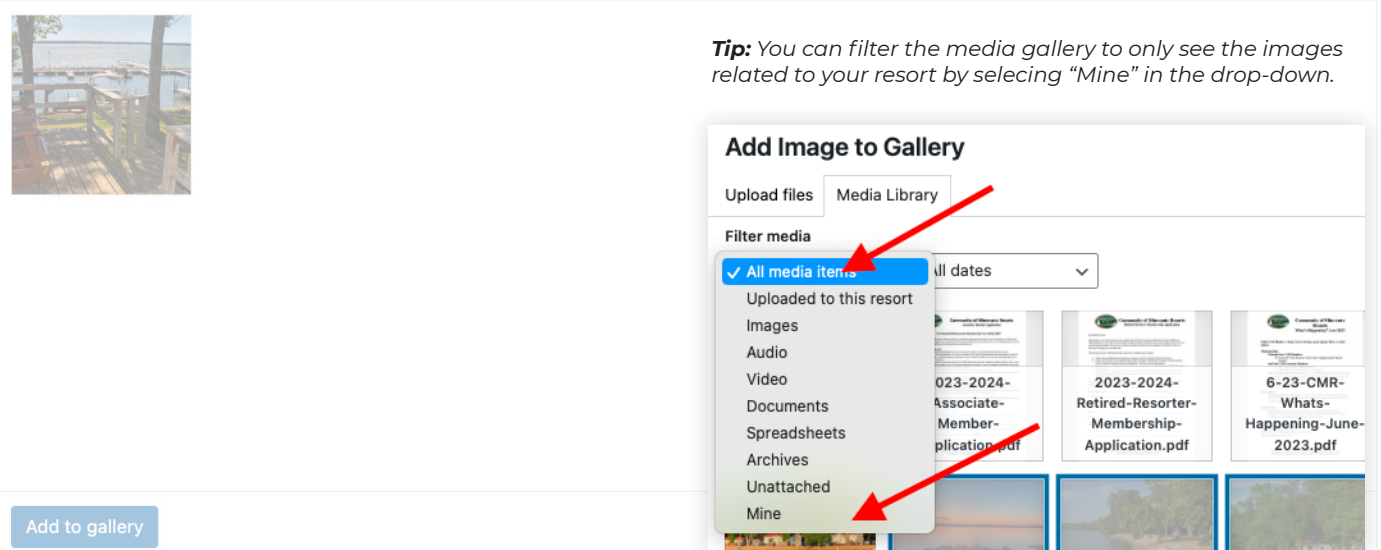
8. To **add images** to your listing page, click on the **Media tab**

Resort/Campground Details

Basic Details Location Details **Media**

Resort Logo  
No image selected [Add Image](#)

Gallery



**Tip:** You can filter the media gallery to only see the images related to your resort by selecting "Mine" in the drop-down.

**Add Image to Gallery**

Upload files Media Library

Filter media

- All media items
- Uploaded to this resort
- Images
- Audio
- Video
- Documents
- Spreadsheets
- Archives
- Unattached
- Mine

[Add to gallery](#)

9. If you are a new resort, make sure to set the correct **Author** using the drop-down selection.

10. In the **SEO** section, you can edit/add in a Page Title and meta description.

The screenshot shows the WordPress 'SEO' settings for a post. The 'Author' field is set to 'acornhillresort@gmail.com'. The 'SEO' section has tabs for 'Titles settings', 'Social', 'Advanced', and 'Redirection'. Under 'Titles settings', the 'Title' is 'Acorn Hill Resort - Community of Minnesota Resorts' with a progress bar at 82% (464 / 568 pixels - 50 / 60). Below the title are buttons for '+ POST TITLE', '+ SITE TITLE', '+ SEPARATOR', and a dropdown. The 'Meta description' field is empty with a progress bar at 0% ( / 940 pixels - / 160). There are buttons for '+ POST EXCERPT' and a dropdown. On the right, the 'Google Snippet Preview' shows a search result for 'Acorn Hill Resort - Community of Minnesota Resorts' with a URL and a logo. A 'Mobile Preview' toggle is turned on.

11. Once you're done making changes, make sure to click the blue **Update** on the right.

The screenshot shows the 'Edit Resort' page in WordPress. The left sidebar has a menu with 'Dashboard', 'AyeCode', 'Posts', 'Media', 'Pages', 'Resorts', 'All Resorts', 'Add New Resort', 'Resort Categories', and 'Comments'. The main content area is titled 'Edit Resort' and shows the resort name 'Acorn Hill Resort' and its permalink. Below the title is a rich text editor with a toolbar and a paragraph of text: 'Acorn Hill offers 1-, 2-, and 3-bedroom cabins with knotty pine interiors, carpeting, and hardwood floors. Our 1-bedroom and 3-bedroom cabins also include a shower and bathtub. Our two-bedroom cabins have a shower only. Our cabins include complete kitchens with A/C, heat, microwaves, coffee makers, satellite TV,'. On the right, the 'Publish' panel shows 'Status: Published', 'Visibility: Public', 'Revisions: 3', and 'Published on: Nov 14, 2021 at 17:29'. At the bottom of the publish panel, there is a 'Move to Trash' button and a blue 'Update' button.

If you would like a visual for everything covered here, you can [watch the video here](#).